

Final Paper Submission for ICICS2021

The following is a simple step by step guide on how to submit your final paper package. You have to repeat the process for each paper if you are submitting multiple papers.

At the end of this page after clicking next, the following screen will be loaded:

Final Paper Package Submission for ICICS2021

Please fill the form below regarding your submission

** required field.*

Event: *

Paper ID from easychair (e.g. 09 or 25): *

Author E-mail: *

This is your email as it is in your submission on easychair.

Verification code: *

If you do not have this code, use the following link: [Get the code](#)

If this is the first time submitting your paper, you should get the **verification code** by clicking the link as shown in the following screenshot.

Final Paper Package Submission for ICICS2021

Please fill the form below regarding your submission

** required field.*

Event: *

Paper ID from easychair (e.g. 09 or 25): *

Author E-mail: *

This is your email as it is in your submission on easychair.

Verification code: *

If you do not have this code, use the following link: [Get the code](#)

After clicking the link shown above, the following page will be loaded.

Final Paper Package Submission for ICICS2021

Please fill the form below regarding your submission

** required field.*

Event: *

Paper ID from easychair (e.g. 09 or 25): *

Author E-mail: *

Fill in the required field and click submit.

Event is your event name.

Paper ID from easychair is the id given to your submission by **easychair** which is a number that you should input in two digit number format. If your paper ID is 9, you should input 09.

Author E-mail is the mail that you used on your submission on **easychair**.

Clicking submit will send you an email from notification@intelligenttech.org that contains the verification code and the following page will be loaded.

The verification code was sent to your email successfully. ×
Check an email coming from notification@intelligenttech.org
Go to intelligenttech.org/ICICS2021_CR/login.php to submit your camera ready package.

Final Paper Package Submission for ICICS2021

Please fill the form below regarding your submission

** required field.*

Event: *

Paper ID from easychair (e.g. 09 or 25): *

Author E-mail: *

After that you can click on the link at the top of the page shown above to go back to the submission page shown in the first screenshot and below.

Final Paper Package Submission for ICICS2021

Please fill the form below regarding your submission

** required field.*

Event: *

Paper ID from easychair (e.g. 09 or 25): *

Author E-mail: *

This is your email as it is in your submission on easychair.

Verification code: *

If you do not have this code, use the following link: [Get the code](#)

Fill the required fields as shown below and click NEXT.

Final Paper Package Submission for ICICS2021

Please fill the form below regarding your submission

** required field.*

Event: *

Paper ID from easychair (e.g. 09 or 25): *

Author E-mail: *

This is your email as it is in your submission on easychair.

Verification code: *

If you do not have this code, use the following link: [Get the code](#)

This will load the following screen.

Final Paper Package Submission for ICICS2021

Click on the following button to go to IEEE electronic copyright system

Make sure to download the completed copyright form at the end of this step

because you need to upload it in the next step.

Also, make sure to complete the process until the IEEE electronic copyright

system return you to this page.

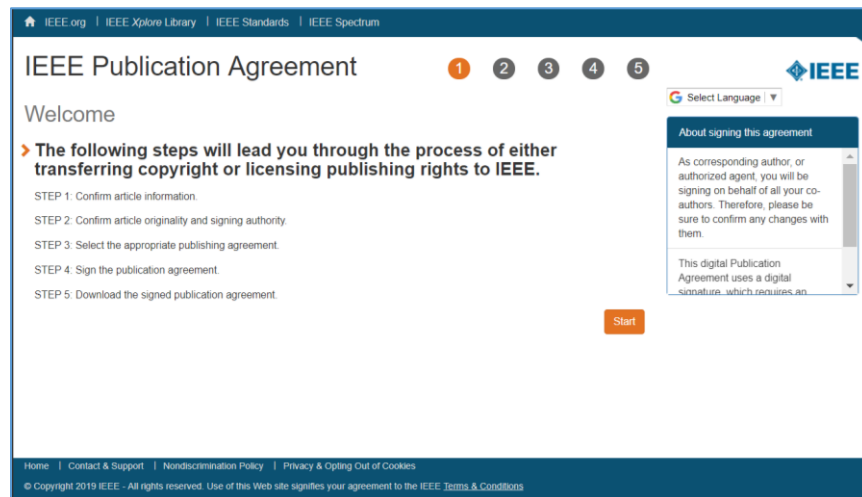
IF you already have the copyright agreement filled successfully

before

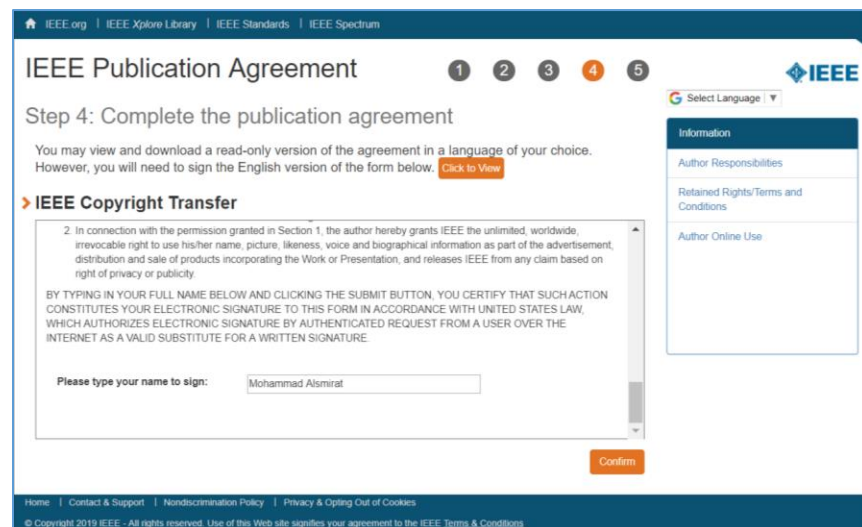
[CLICK HERE](#)

Read the notes in the screenshot and click the button "Copyright Submission" in the page. This will take you to the IEEE eCF system to complete your copyright form. This process should be completed until the system brings you back to the last step of the submission system where you will be able to upload the final

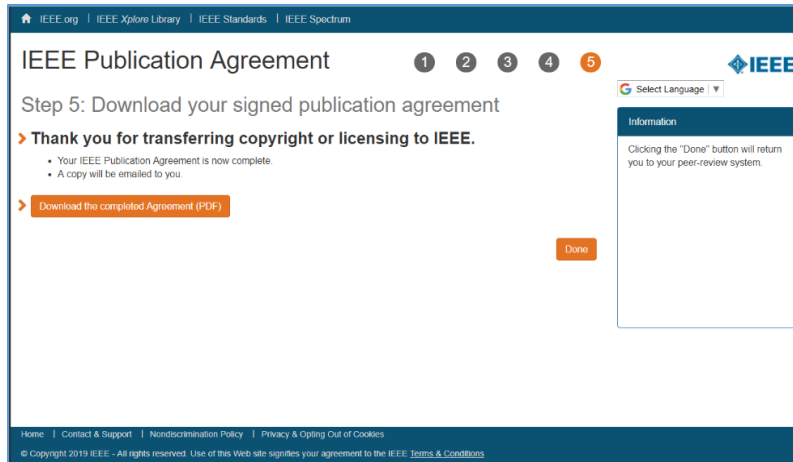
paper package documents. If you already filled the copyright form before and you are just returning to upload or re-upload your submission, click the link “CLICK HERE”. Clicking the button shown above will load the following screen:



Continue the process until you get to the step shown below where you need to sign the form with your name.



Before clicking confirm, make sure that all the information entered are correct because *the process of filling the copyright form cannot be repeated*. After making sure that everything is correct, click the confirm button. This will load the following page:



In this page, you can download your signed copyright form by clicking the button labeled “**Download the completed Agreement (PDF)**” and you should also have received a copy by email from IEEE.

After that you have to click **Done** which will bring you back to our submission system and load the page in the following screen. *Do not spend much time at this step as IEEE will delete the session content after some time which can cause a problem and prevent the submission system from loading the last page correctly.*

Final Paper Package Submission for ICICS2021

Please fill the form below regarding your submission

* required field.

Event: *

Paper ID (e.g. 09): *

Paper Title: *

Comma Separated Author List: *

Author E-mail: *

This is your email as it is in your submission on easychair.

Verification code: *

If you do not have this code, use the following link: [Get the code](#)

Registration ID: *

You get this ID from regOnline.

Camera Ready Paper in PDF: No file chosen *

File name should be in the format of RC_eventname_2digitpaperid.pdf
Example: RC_ICICS2021_09.pdf

Registration Proof in PDF: No file chosen *

File name should be in the format of RP_eventname_2digitpaperid.pdf
Example: RP_ICICS2021_09.pdf

Copyrights Form in PDF: No file chosen *

File name should be in the format of CR_eventname_2digitpaperid.pdf
Example: CR_ICICS2021_09.pdf

Paper Source (word file or latex): No file chosen *

File name should be in the format of PS_eventname_2digitpaperid.zip
Example: PS_ICICS2021_09.zip

Some of the field will be filled for you. Check them carefully and fix any problems in them to match the information you filled in the copyright form. After that, fill the required fields and press Submit when you are done.

Registration ID is the ID given to you as a confirmation for your registration. This ID can be found in the confirmation email sent to you by registration system.

All the files should be uploaded together.

Camera Ready Paper in PDF is the PDF file that you get after checking your paper through PDFexpress. The submission system will check the PDF file to make sure that it was passed through IEEE PDFexpress. You have to rename the PDFexpress certified file according to the following format

RC_eventname_2digitpaperid.pdf

For Example: RC_ICICS2021_99.pdf

Registration Proof in PDF is the confirmation email that you get from regOnline saved as a PDF file. You have to name the pdf file according to the following format

RP_eventname_2digitpaperid.pdf

For Example: RP_ICICS2021_99.pdf

Copyrights Form in PDF is the pdf file you download at the end of the eCF process. Rename it according to the following format

CR_eventname_2digitpaperid.pdf

For Example: CR_ICICS2021_99.pdf

Paper Source (word file or latex) is your paper source files. You need to compress them in a zip file and to name the compressed file using the following format.

PS_eventname_2digitpaperid.zip

For Example: PS_ICICS2021_99.pdf